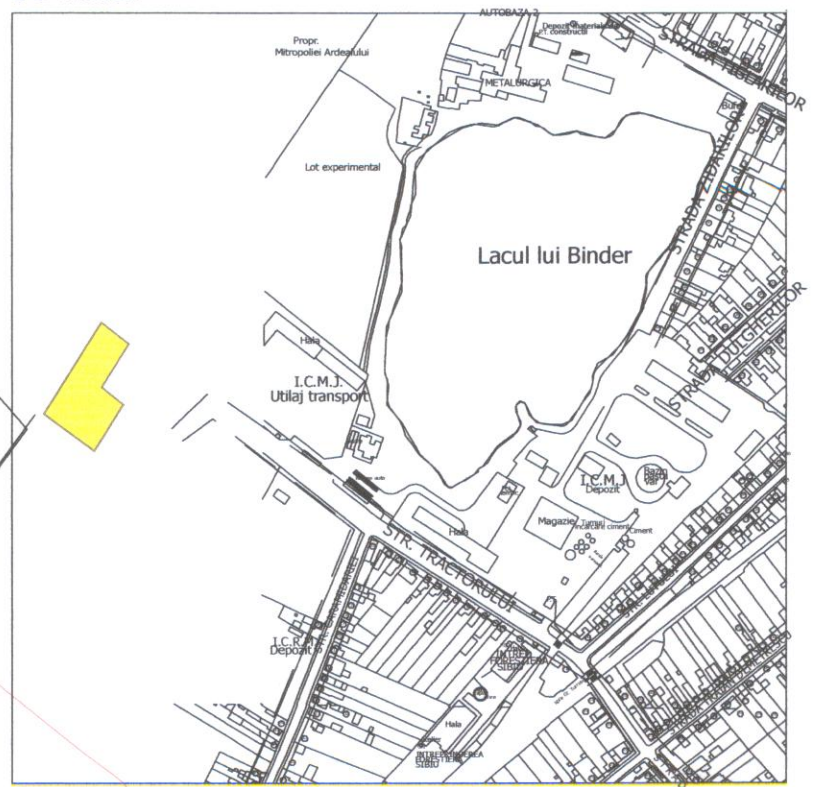



PLAN DE INCADRARE IN ZONA
SC 1/5000



LEGENDA:

- CONSTRUCTII PROIECTATE
- CONSTRUCTII EXISTENTE
- TEREN GENERATOR PUZ
NR TOP 5170/7/2
S.ACT=3401mp
- STRAZI/ALEI REZIDENTIALE AMENAJATE
- SUPRAFATA STUDIATA = 22.000 mp

BILANT TERITORIAL


Suprafata zonei studiate 22.000 MP
din care:
Suprafata strazilor amenajate 2.400 MP

Suprafata zonei mobilate prin PUZ 19.600 MP = 100%
Suprafata medie construita total 4.900 MP = 25.0%
Suprafata medie desfasurata 9.800MP
Suprafata aleilor si platformelor.....4.200 MP = 21.4%
parcaje auto900 MP = 4.6%
platforme auto.....2.700 MP = 13.8%
pietonale..... 600 MP = 3.0%

Spatii verzi10.500MP = 53.6%

Numar locuri de parcare = 40

POT PROPUS 25% CUT PROPUS 0.5



SC PRODON CONSULT SRL ADRESA: STR. CONSTANTIN NOICA NR. 31 LOCALITATE: SIBIU, JUD. SIBIU CUI RO11980902 TEL: 0755/02.18.86				BENEFICIAR TURCU IOAN SI TURCU IOANA	PROIECT NR. 0100/2011
SPECIFICATIE SEF PROIECT PROIECTAT DESENAT	NUME ARH. V. NEAMTU ARH. V. NEAMTU C.ARH. MERESIU ROXANA	SEMNATURA 	SCARA 1/750 DATA AUGUST/2011	TITLU PROIECT LOCUINTA INDIVIDUALA P+E CORP ANEXA PARTER Str.Tractorului FN, Sibiu	FAZA: P.U.Z.
TITLU PLANSA PLAN REGLEMENTARI URBANISTICE				PLANSA NR: A02	